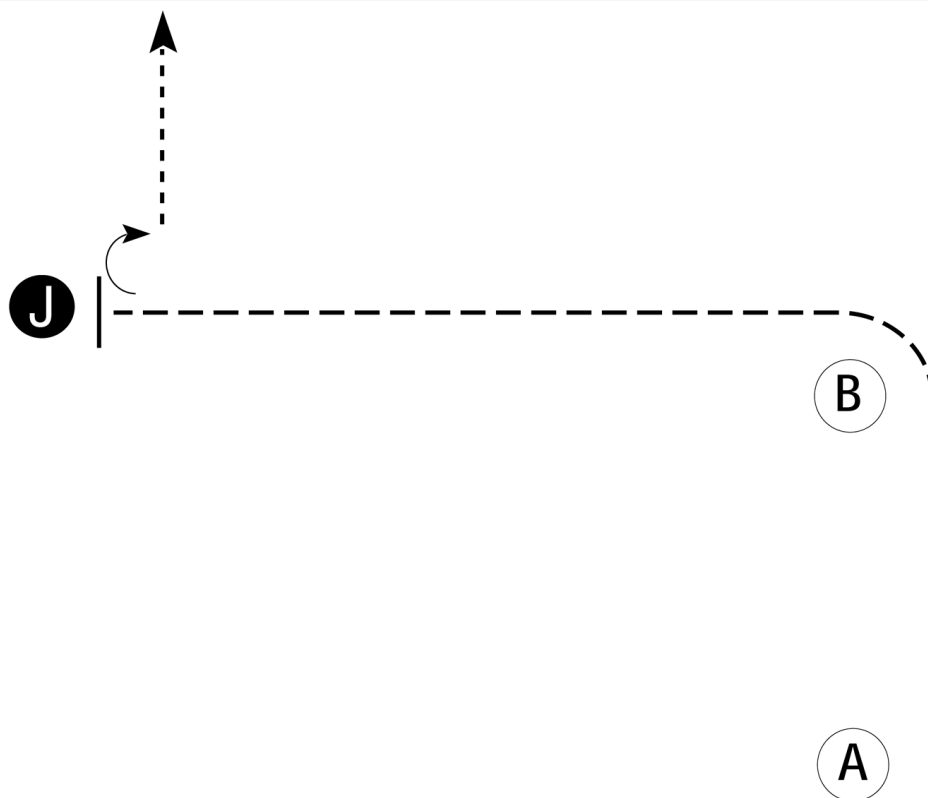


MIHA 2013 Junior Meets

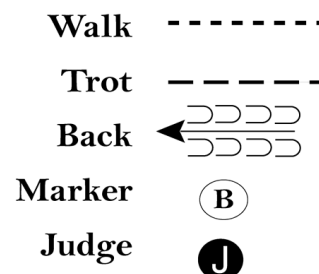
Western Showmanship #1

Show Date: April through June



Be ready at A.

1. Walk from A to B.
2. At B, trot to judge.
3. Stop and set up for inspection.
4. When dismissed, turn 90 degrees and walk away from judge.
5. Follow the instructions of your ring steward.



[S/WT-11]

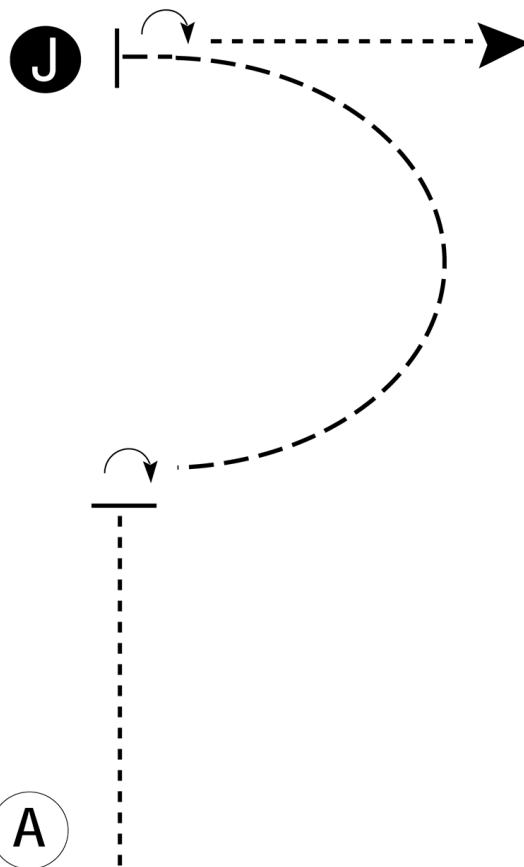
Pattern Provided by:

MIHA

MIHA 2013 Junior Meets

Hunt Seat Showmanship #1

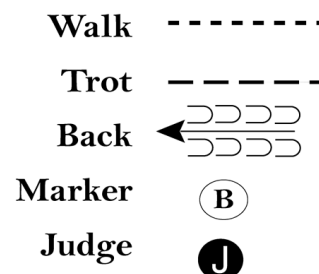
Show Date: April through June



Be ready at A.

1. When acknowledged, walk half the distance to Judge.
2. Stop and perform a 1/4 turn.
3. Trot in a half circle to Judge.
4. Stop and set up for inspection.
5. When dismissed, perform a 1/2 turn and walk straight away from Judge.

Follow the instructions of your ring steward.



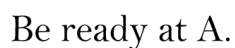
[S/WT-80]

Pattern Provided by:

MIHA


www.HorseShowPatterns.com

Show Date: April through June



1. When acknowledged, walk to B.
2. Trot until even with judge and stop.
3. Perform a 270 degree turn.
4. Walk to judge, stop and set up for inspection.
5. When dismissed, perform a 90 degree turn.
6. Walk straight away from judge.

Follow the instructions of your ring steward.

Walk -----
Trot -----
Back ← 
Marker (B)
Judge (J)

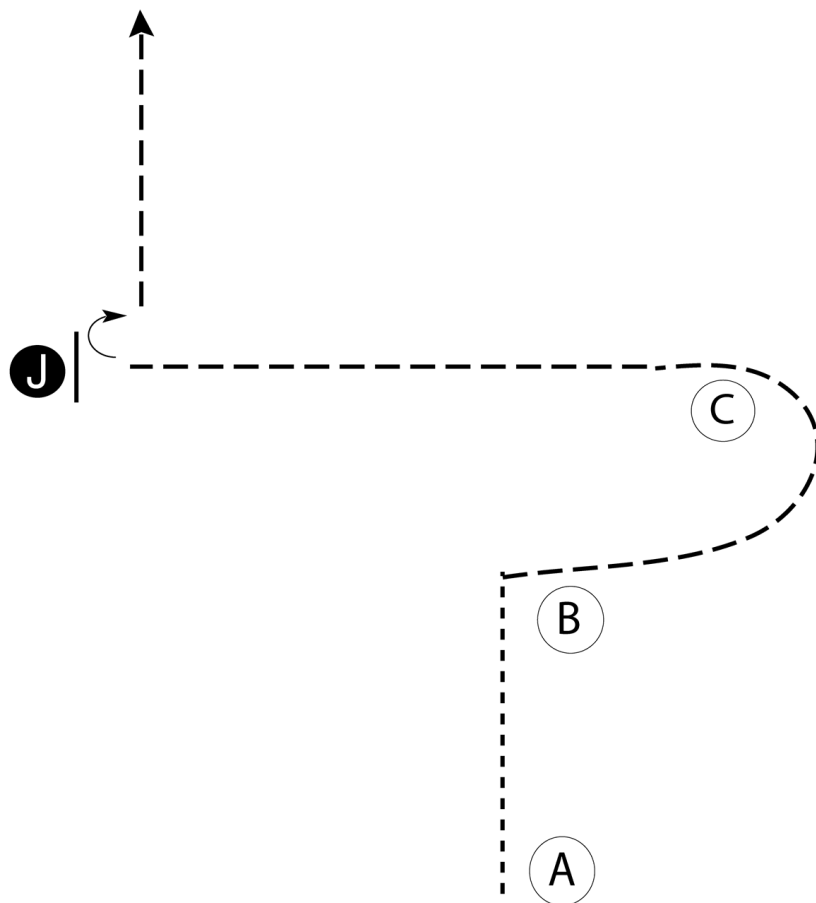
[S/WT-65]

MIHA

MIHA 2013 Junior Meets

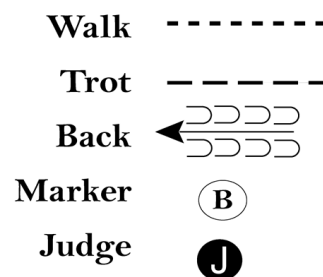
Saddle Seat Showmanship #1

Show Date: April through June



Be ready at A.

1. Walk to B.
2. Trot from B and around C as shown.
3. Continue to trot to judge and set up for inspection.
4. When dismissed, do a 90 degree turn and trot away.



[S/WT-21]

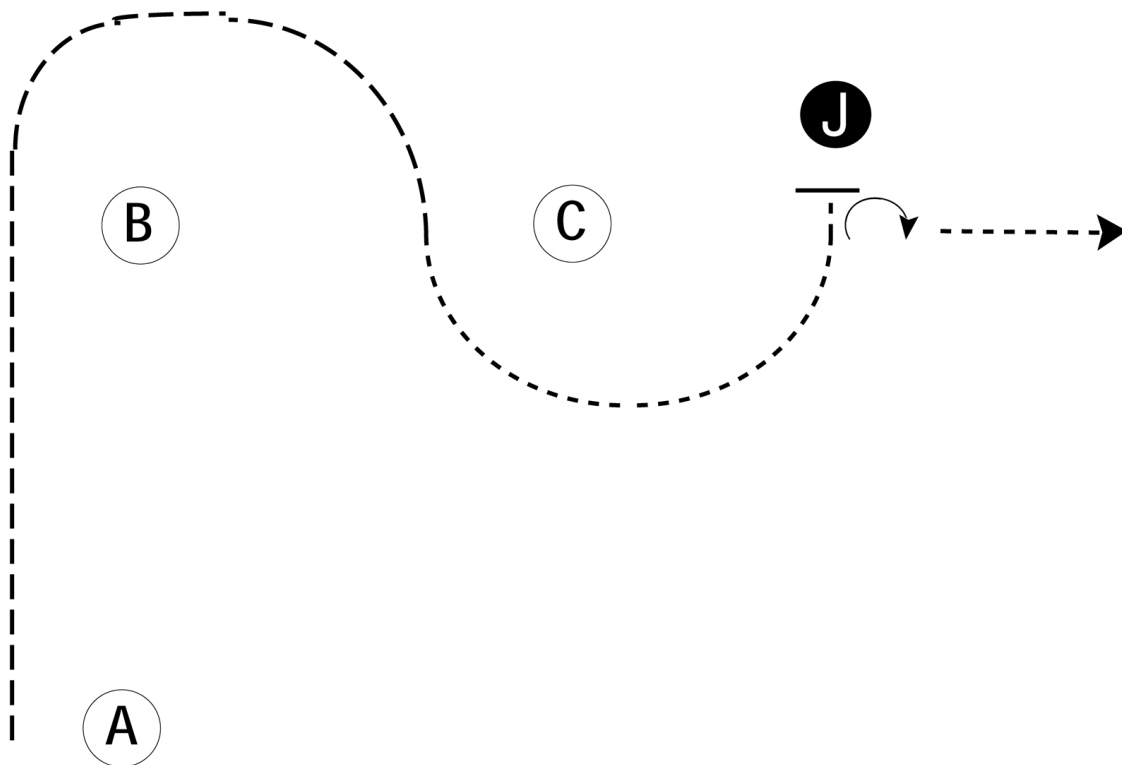
Pattern Provided by:

MIHA

MIHA 2013 Junior Meets

Saddle Seat Showmanship #2

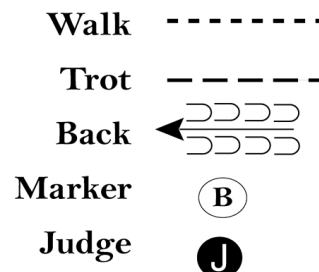
Show Date: April through June



Be ready at A.

1. Walk from A to B.
2. Trot from B to C.
3. Walk from C to the Judge.
4. Stop and set up for inspection.
5. When dismissed, perform a 90 degree turn.
6. Walk straight away from the Judge.

Follow the instructions of your ring steward.



[S/WT-35]

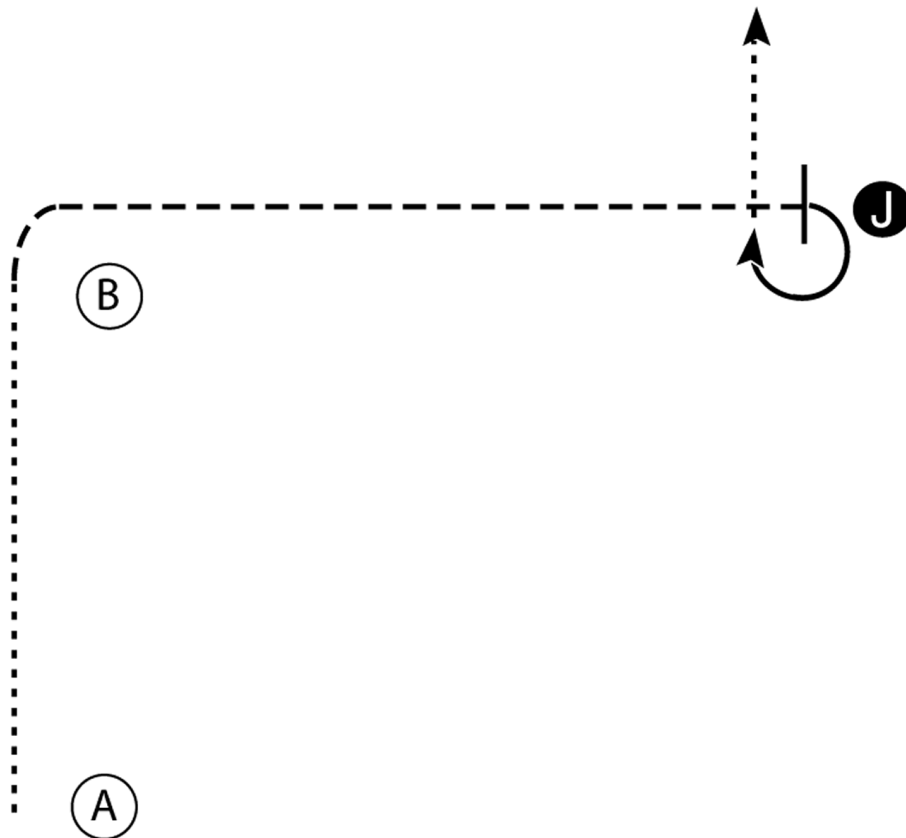
Pattern Provided by:

MIHA

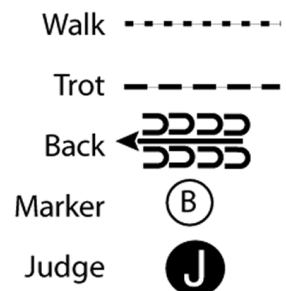
MIHA 2013 Junior Meets

Western Showmanship #2

Show Date: April through June



1. Walk from A to B.
2. Trot from B to the Judge.
3. Stop and set up for inspection.
4. When dismissed perform a 270 degree turn and walk straight away from the Judge.



[S/WT-2]

Pattern Provided by:

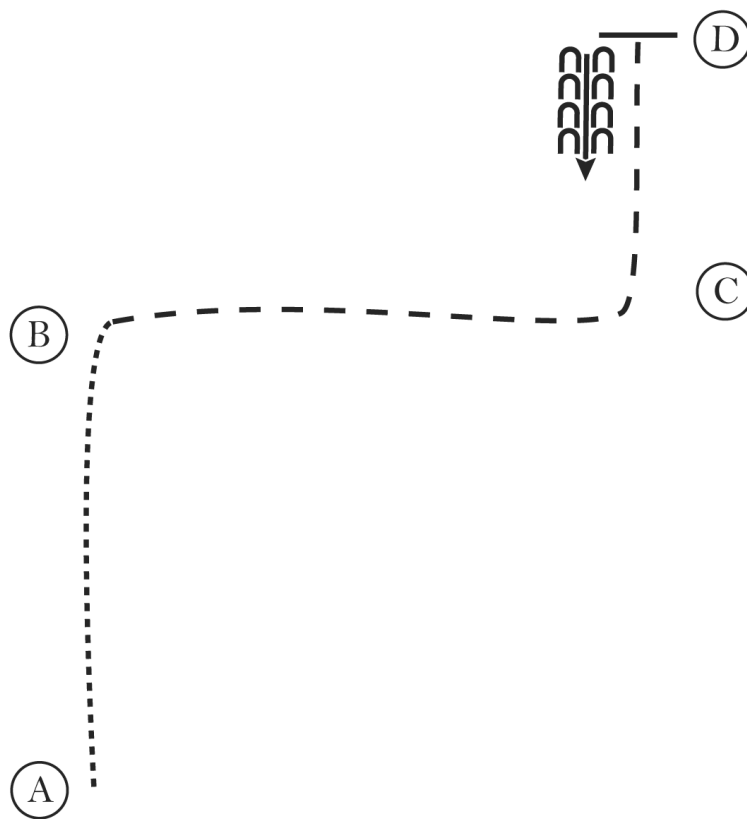
MIHA

MIHA 2013 Junior Meets

Western Bareback #1

Show Date: April through June

1. Walk A to B
2. At B jog to D
3. At D stop and back 4 steps.



Walk
Jog	-----
Extended Jog	-----
Lope	=====
Leg Yield	
Lead Change	---/---
Back	←←←←
Marker	(B)
Sidepass	←-----→

[WH/WT-2]

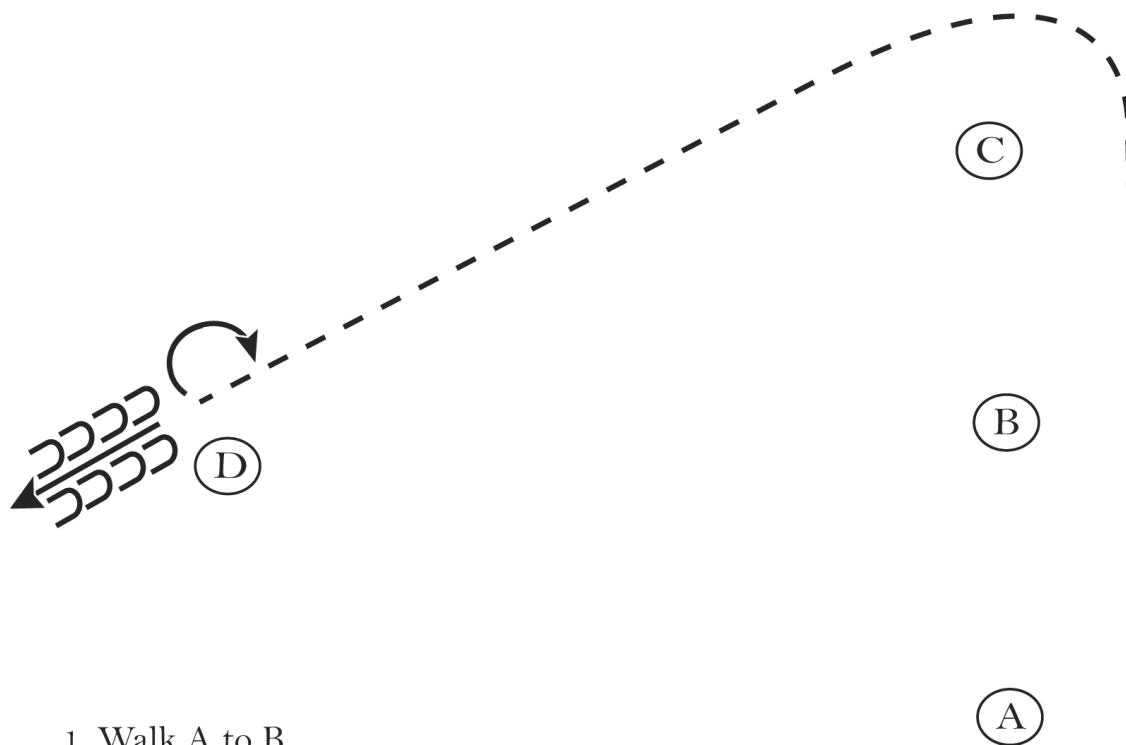
Pattern Provided by:

MIHA

MIHA 2013 Junior Meets

Western Bareback #2

Show Date: April through June



1. Walk A to B.
2. At B jog around C to D.
3. At D perform a 180 degree turn to the right.
4. Back 4 steps.

Walk
Jog	-----
Extended Jog	- - - - -
Lope	—————
Leg Yield	
Lead Change	— / —
Back	←←←←←
Marker	(B)
Sidepass	←- - - -→

[WH/WT-10]

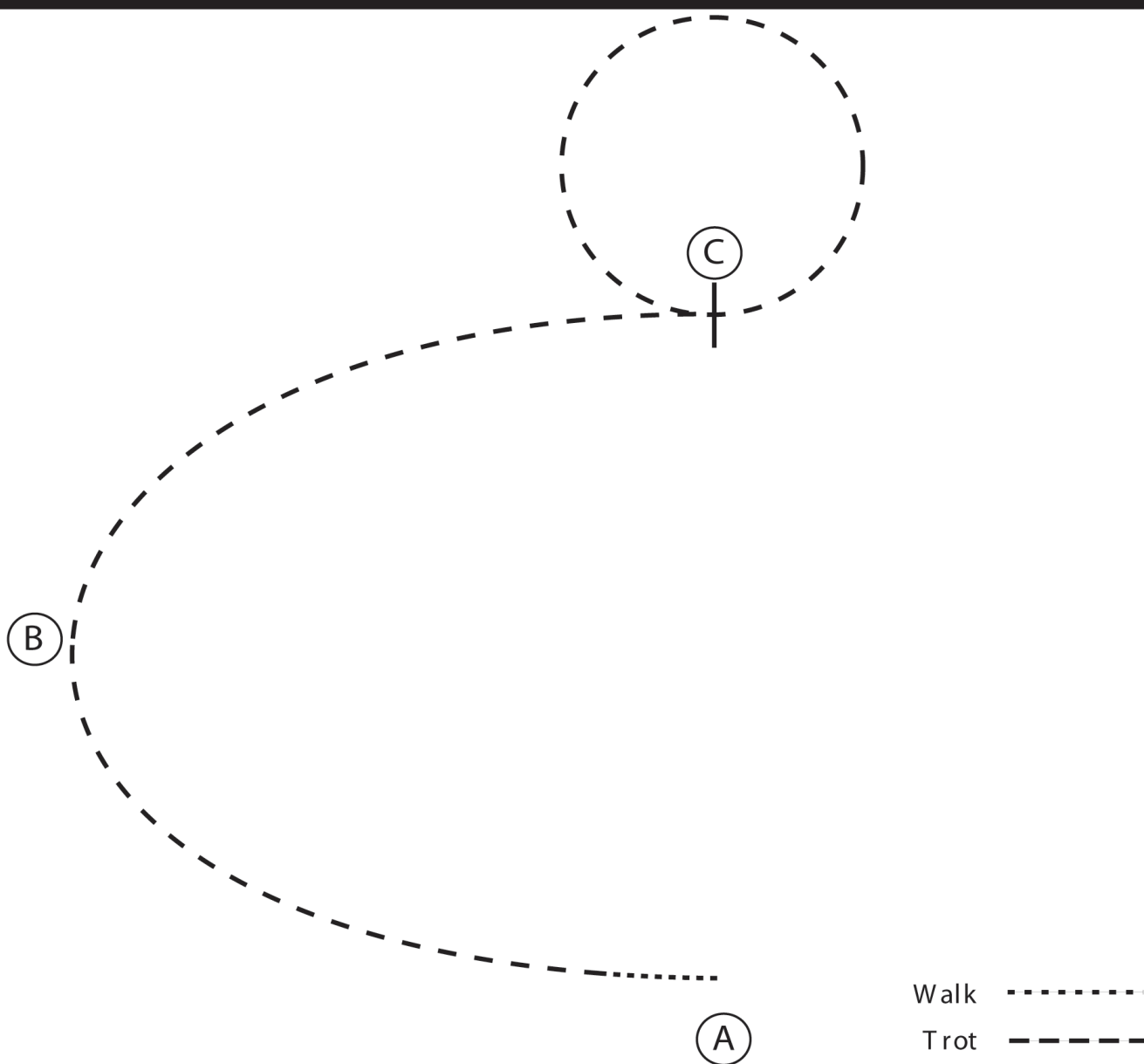
Pattern Provided by:

MIHA

MIHA 2013 Junior Meets

English Bareback #1

Show Date: April through June



1. Walk 3 strides at A then posting trot on the right diagonal to B
2. At B change diagonals and continue to C
3. At C sitting trot a circle to the left
4. Stop at C

Walk
Trot	-----
Extended Trot	-----
Canter	=====
Leg Yield	
Lead Change	↖↗
Back	←←←←←
Marker	⊙
Sidepass	←---←

[HSE/WT-10]

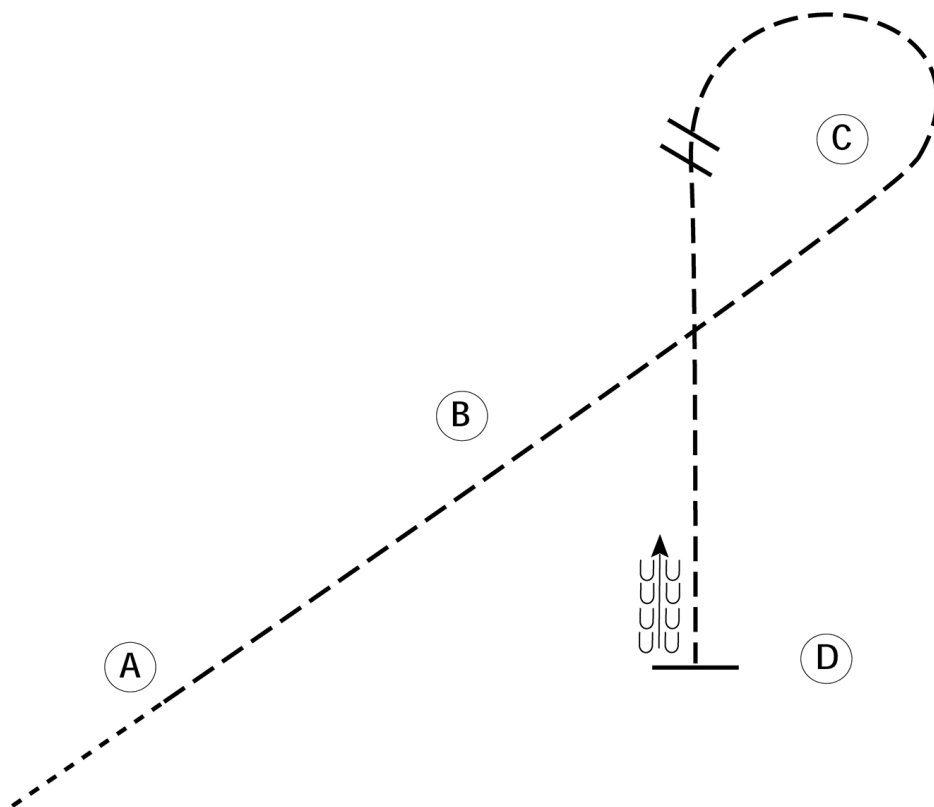
Pattern Provided by:

MIHA

MIHA 2013 Junior Meets

English Bareback #2

Show Date: April through June



Be ready before A.

1. Walk to A.
2. Sitting trot to B.
3. Posting trot on the right diagonal to and around C.
4. At C, change diagonals.
5. Posting trot on the left diagonal to D.
6. Stop at D. Back approximately one horse length.
7. Follow the instructions of your ring steward.

Walk	-----
Trot	- - - - -
Extended Trot	— — — — —
Canter	—————
Leg Yield	
Lead Change	↗ ↘
Back	← ← ← ← ←
Marker	(B)
Sidepass	← — — — — →
Hand Gallop	— — — — —

[HSE/WT-14]

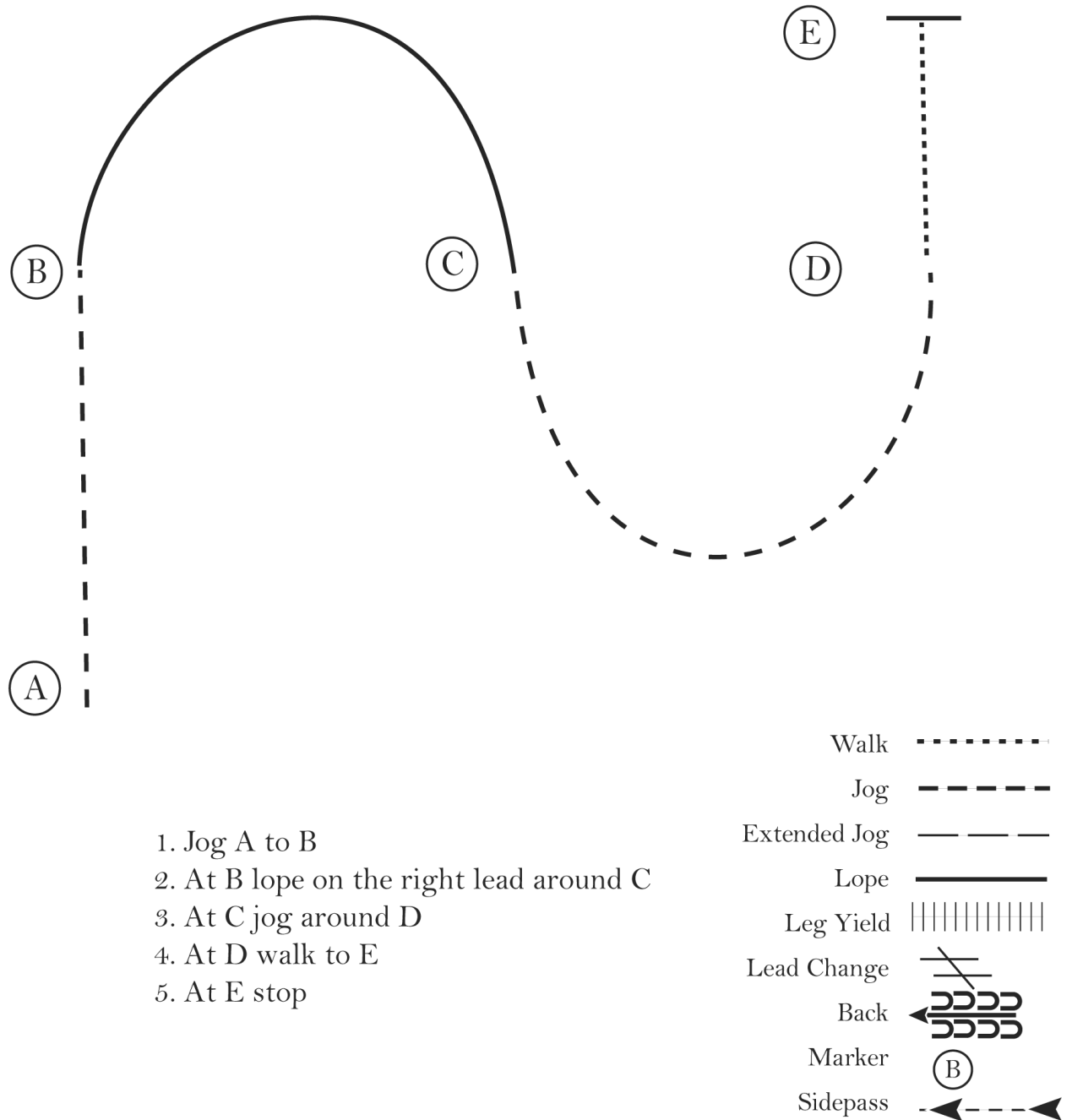
Pattern Provided by:

MIHA

MIHA 2013 Junior Meets

Western Horsemanship #1

Show Date: April through June



[WH/1-12]

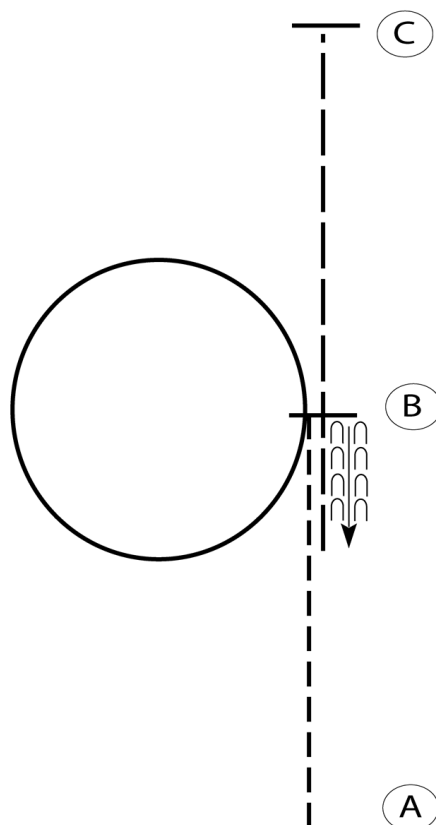
Pattern Provided by:

MIHA

MIHA 2013 Junior Meets

Western Horsemanship #2

Show Date: April through June



Be ready at A.

1. Jog from A to B.
2. Lope a circle to the left on the left lead.
3. Stop at B.
4. Back one horse length at B.
5. Extend the jog to C.
6. Stop at C.

Follow the instructions of your ring steward.

Walk	-----
Jog	- - - - -
Extended Jog	- - - - -
Lope	=====
Leg Yield	
Lead Change	↖ ↗
Back	← ← ← ← ←
Marker	Ⓚ
Sidepass	← ← ← ← ←

[WH/1-18]

Pattern Provided by:

MIHA

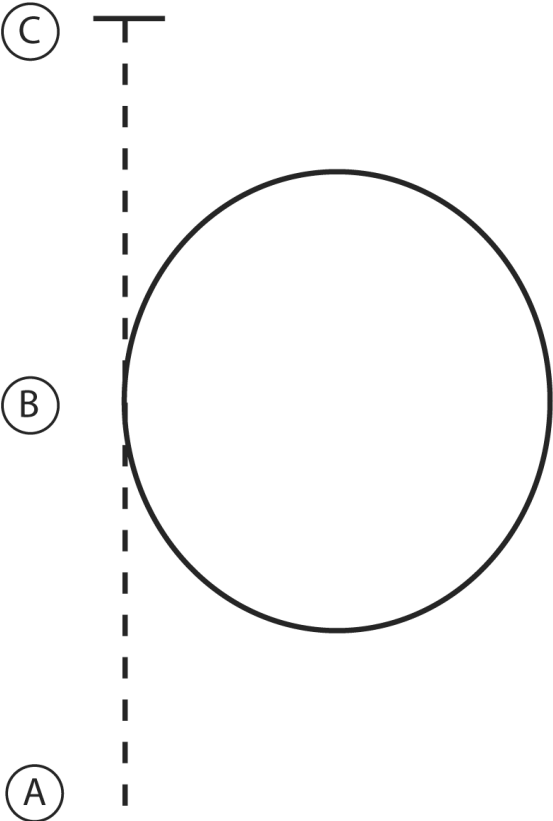
MIHA 2013 Junior Meets

Hunt Seat Equitation #1

Show Date: April through June

www.HorseShowPatterns.com

www.HorseShowPatterns.com



1. Posting trot on the left diagonal A to B
2. At B canter a circle to the right on the right lead
3. At B posting trot on the right diagonal to C
4. Stop at C

Walk
Trot	-----
Extended Trot	-----
Canter	=====
Leg Yield	
Lead Change	↖ ↗
Back	←←←←←
Marker	(B)
Sidepass	←-----→

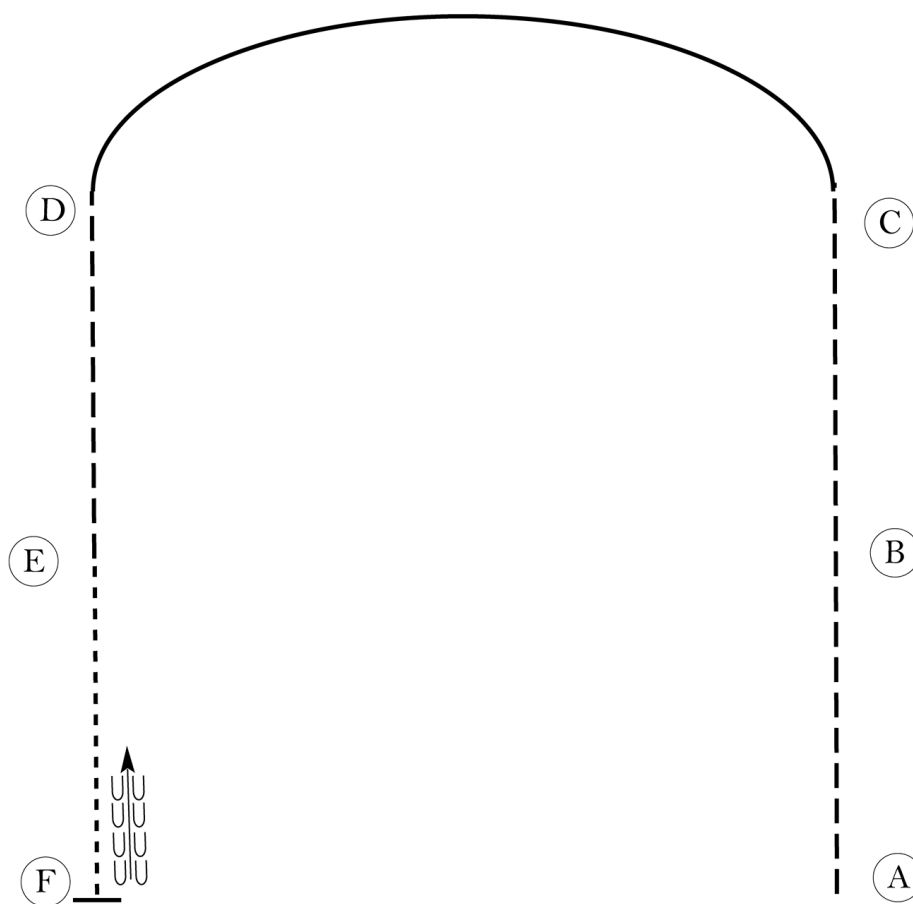
[HSE/1-15]

Pattern Provided by:
MIHA

MIHA 2013 Junior Meets

Hunt Seat Equitation #2

Show Date: April through June



Be ready at A.

1. Sitting trot from A to B.
2. Right diagonal posting trot from B to C.
3. Left lead from C to D.
4. Left diagonal trot from D to E.
5. Walk from E to F.
6. Stop at F and back approximately one horse length.

Follow the instructions of your ring steward.

Walk	-----
Trot	- - - - -
Extended Trot	— — — — —
Canter	—————
Leg Yield	
Lead Change	↖ ↗
Back	← ← ← ← ←
Marker	(B)
Sidepass	← — — — — →
Hand Gallop	— — — — —

[HSE/1-53]

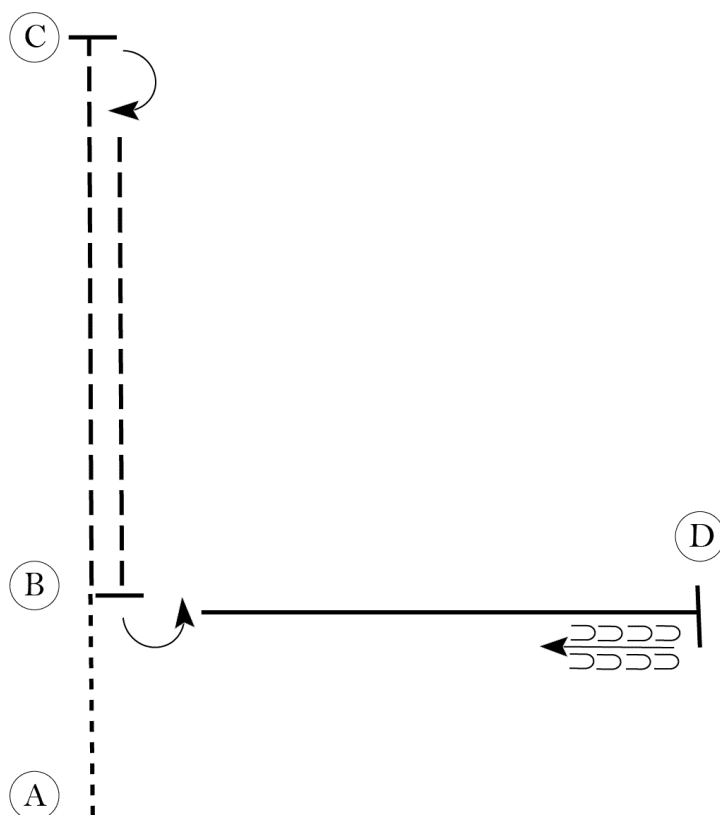
Pattern Provided by:

MIHA

MIHA 2013 Junior Meets

Saddle Seat Equitation #2

Show Date: April through June



Be ready at A.

1. Walk A to B.
2. At B, posting trot on the left diagonal to C.
3. *At C, stop and reverse to the right*
4. Posting trot on the right diagonal to B.
5. *At B, stop and reverse to the left*
6. Canter on the right lead to D.
7. At D stop and back four steps.

Walk	-----
Trot	- - - - -
Extended Trot	— — — — —
Canter	— — — — —
Leg Yield	
Lead Change	— — — — —
Back	← ← ← ← ←
Marker	(B)
Sidepass	← — — — — →
Hand Gallop	— — — — —

[SSE/20]

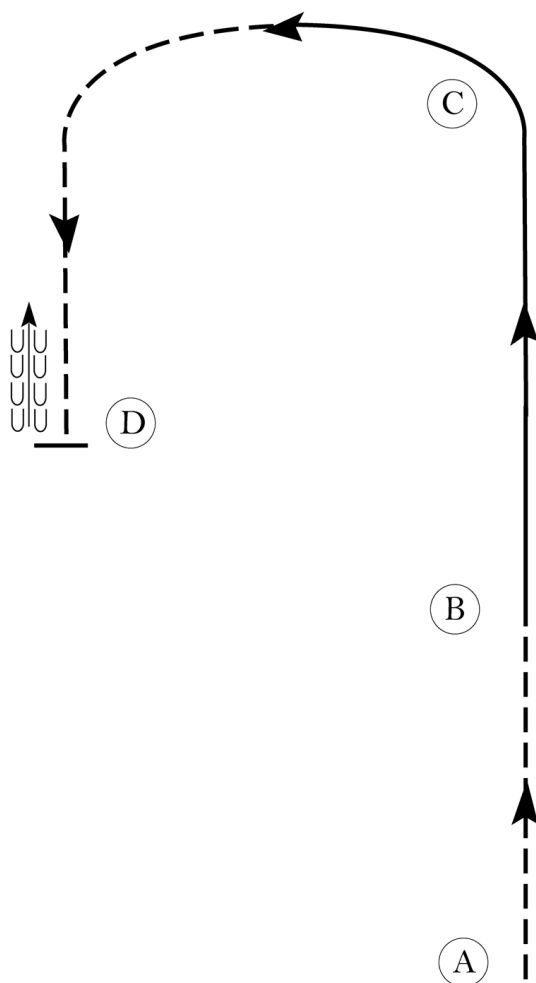
Pattern Provided by:

MIHA

MIHA 2013 Junior Meets

Saddle Seat Equitation #1

Show Date: April through June



Be ready at A.

1. Posting trot on the left diagonal from A to B.
2. At B, canter on the left lead.
3. At the top of the arc, transition to the posting trot to D.
4. Stop and back approximately one horse length at D.

Exit at a sitting trot.

Walk	-----
Trot	- - - - -
Extended Trot	— — — — —
Canter	— — — — —
Leg Yield	
Lead Change	— — — — —
Back	← ← ← ← ←
Marker	(B)
Sidepass	← — — — —
Hand Gallop	— — — — —

[HSE/1-22]

Pattern Provided by:

MIHA

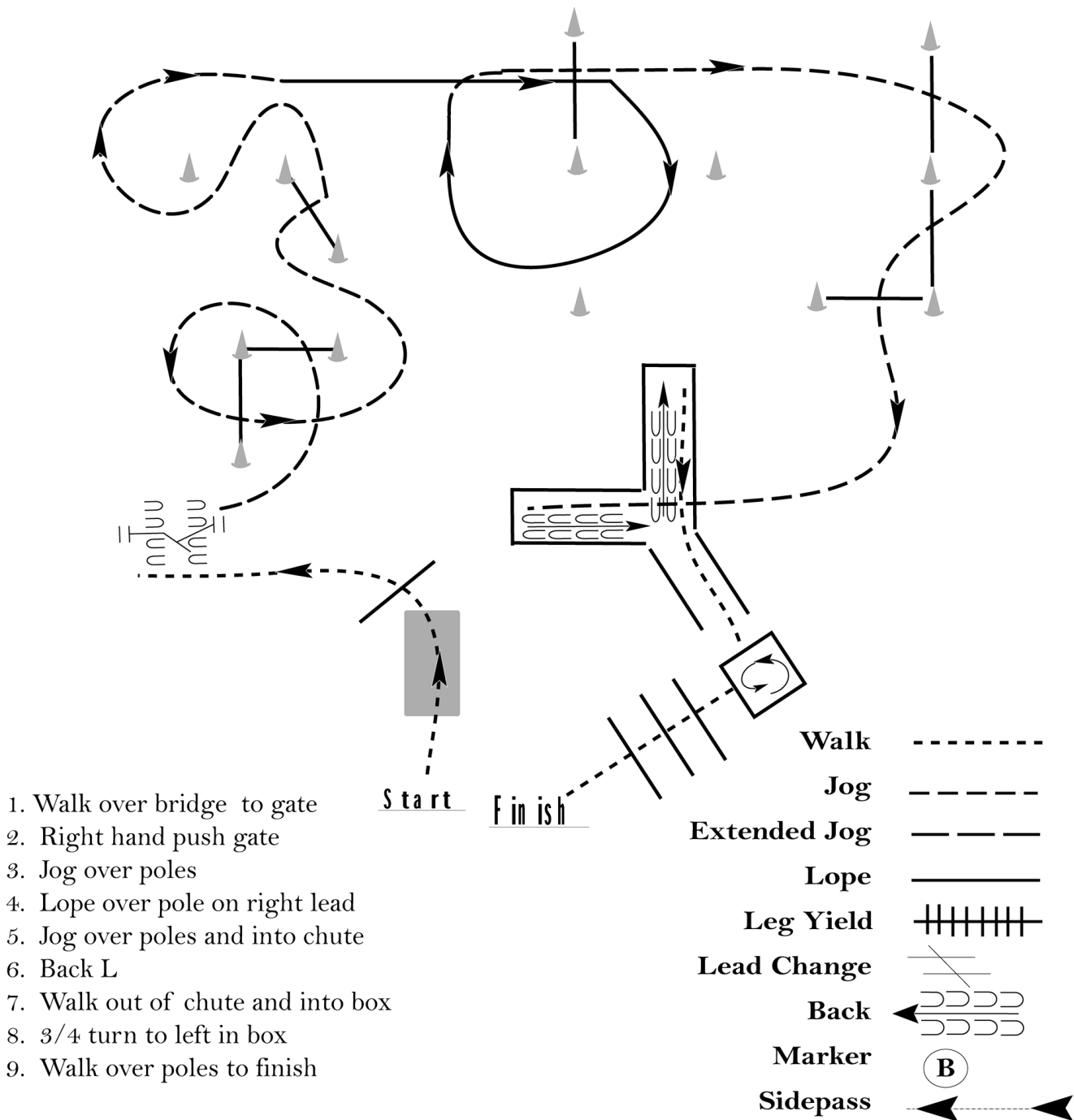
MIHA 2013 Junior Meets

Trail #1

Show Date: April through June

www.HorseShowPatterns.com

www.HorseShowPatterns.com



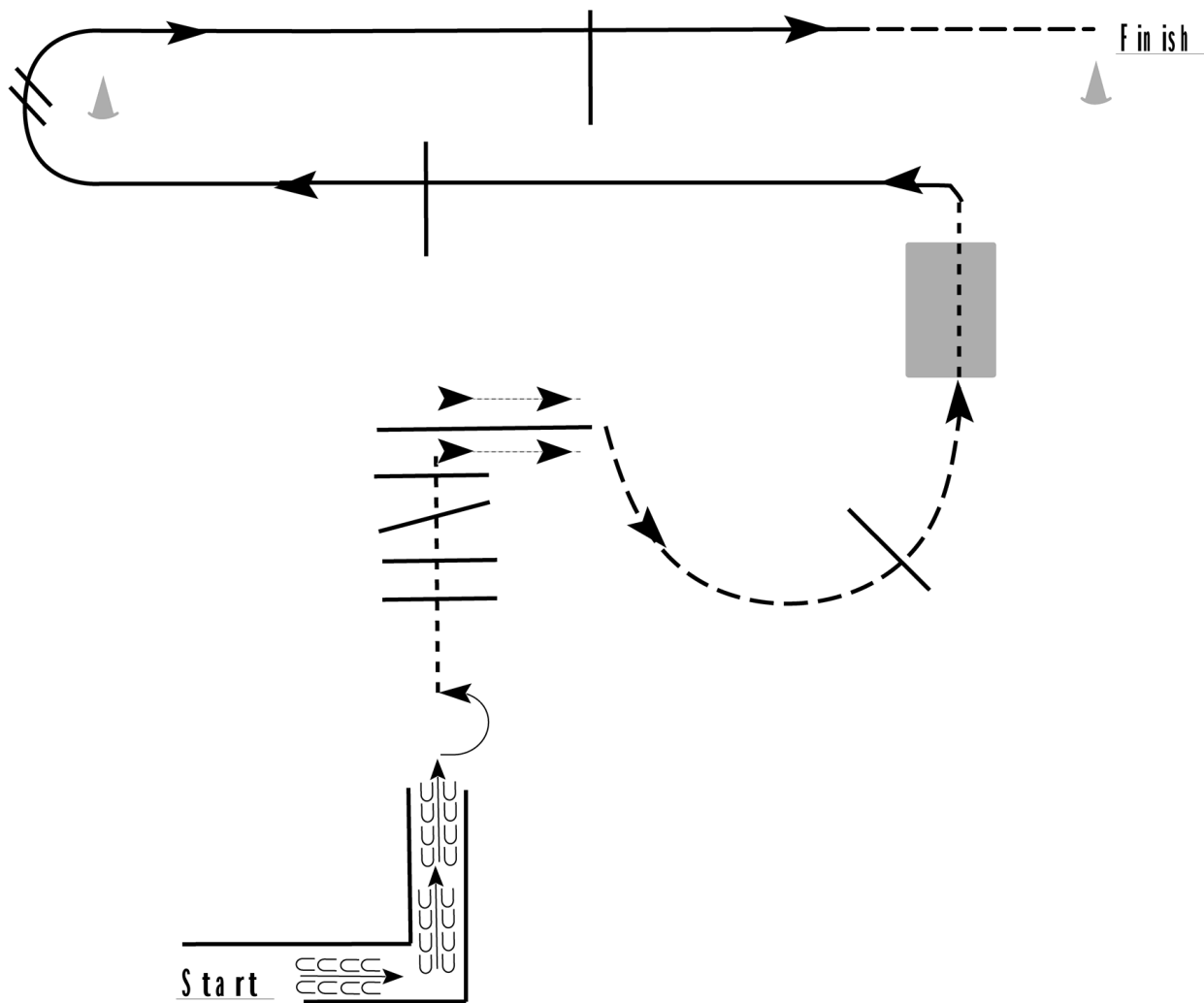
[T/1-17]

Pattern Provided by:
MIHA

MIHA 2013 Junior Meets

Trail #2

Show Date: April through June



1. Back thru L
2. Do a 180 degree turn to left and walk over logs.
3. Sidepass final log to the right.
4. Jog over pole and to bridge.
5. Walk over bridge.
6. Lope on left lead over pole.
7. At cone, perform a simple lead change.
8. Lope on right lead over pole and jog to finish.

Walk	-----
Jog	-----
Extended Jog	-----
Lope	-----
Leg Yield	
Lead Change	///
Back	UUUU
Marker	(B)
Sidepass	←-----→

[T/1-26]

Pattern Provided by:

MIHA